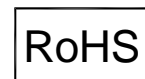



1206 Package SMD LED 0.5mm Height

VS 55H8

Description


The major breakthrough in VS 55H8 is GREEN color emitted, package in dimension L x W x H, 3.2 * 1.5 * 0.5mm. The dice used in this series is AlGaInP material rather than the conventional GaP and GaAsP/GaP. The advantages of AlGaInP are low power consumption and obtaining high luminous intensity under low current driving condition. The Wavelengths and Luminous Intensities of this series are grouped under 20mA for uniformity. These LEDs are suitable for multiple usages in series connection applications.



Applications

- Industrial control systems signal indicator
- Automotive features
- Front panel indicator
- Status indication

Electronic Optical Characteristics (@ 20mA):

Part Number	Emitted Color	λ (nm)		Lens Color	Iv(mcd)		View Angle	VF(V)	
		λ_d	λ_p		Min.	Typ.		Typ.	Max.
VS 55H8	Green 	573	575	Clear	28	55	140	2.0	2.4

Absolute Maximum Ratings (@ Ta=25°C)

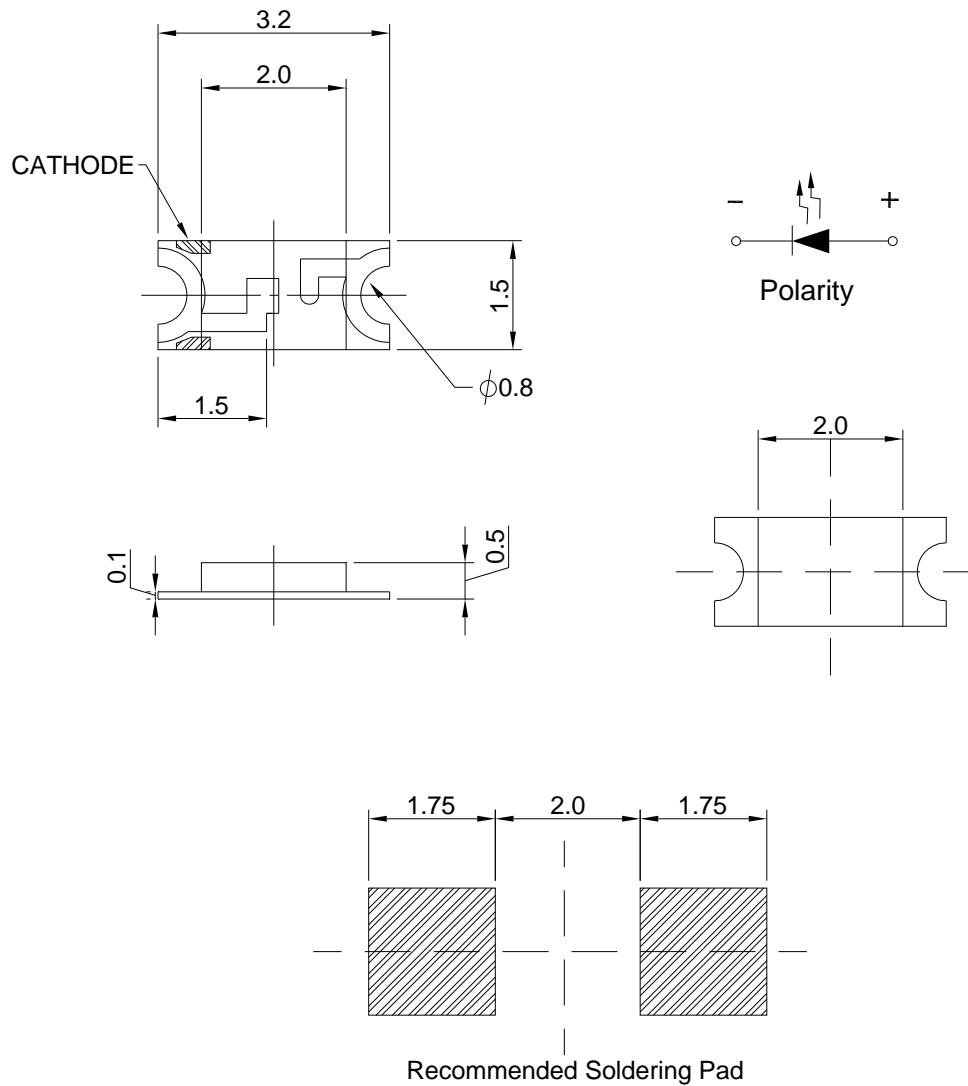
P _D (mW)	I _{FP} (mA)	I _F (mA)	Iron Solder(°C)	I _R (uA)@V _R =5V	Topr(°C)	Tstg(°C)
60	100*	25	350 ± 5 for 3 sec.	10	-40~+85	-40~+100

Note: Please take note the Absolute Maximum Rating values. Any operation beyond the specify ratings in this table will result degradation of LED life-span and may cause LED to fail.

* I_{FP}: Peak Forward Current under 1/10 duty, 1KHz condition

Package Dimension:

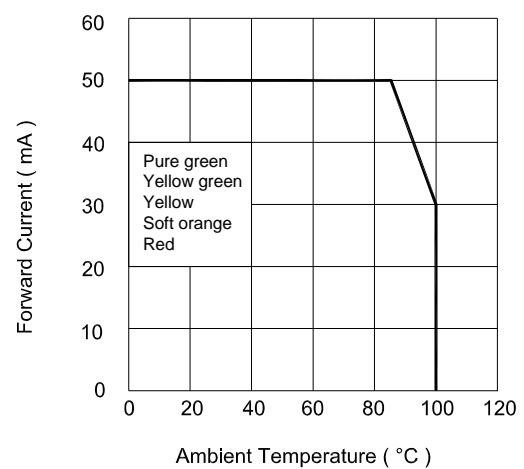
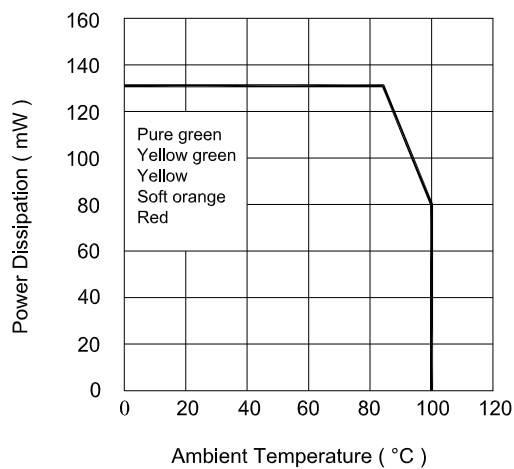
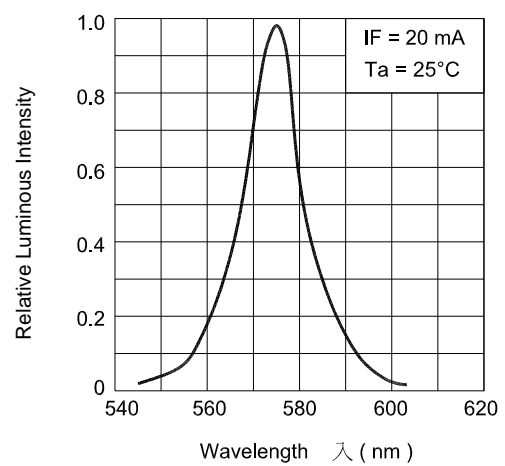
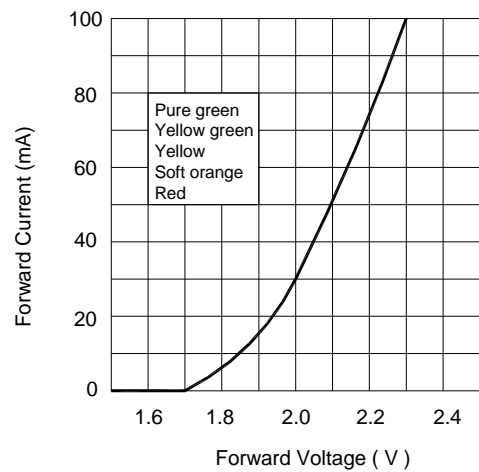
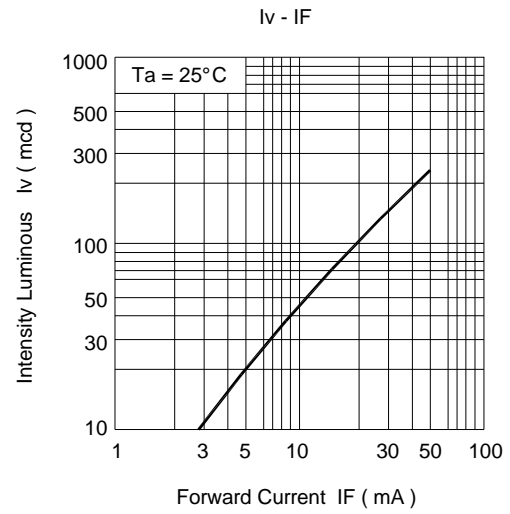
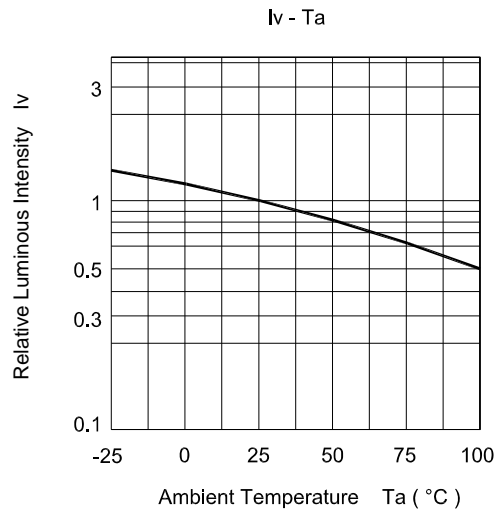
unit : mm



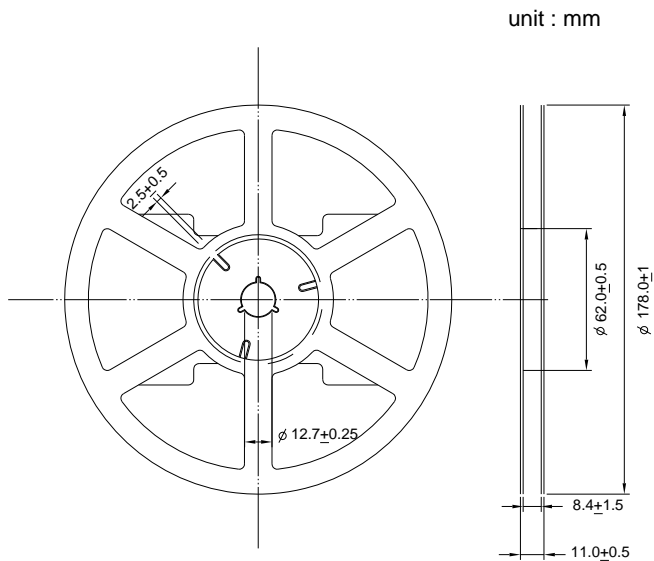
Notes:

1. All dimensions are millimeters.
2. Tolerance is $\pm 0.2\text{mm}$ unless otherwise specified.
3. Specifications are subject to change without notice.

Optical Characteristics Curves

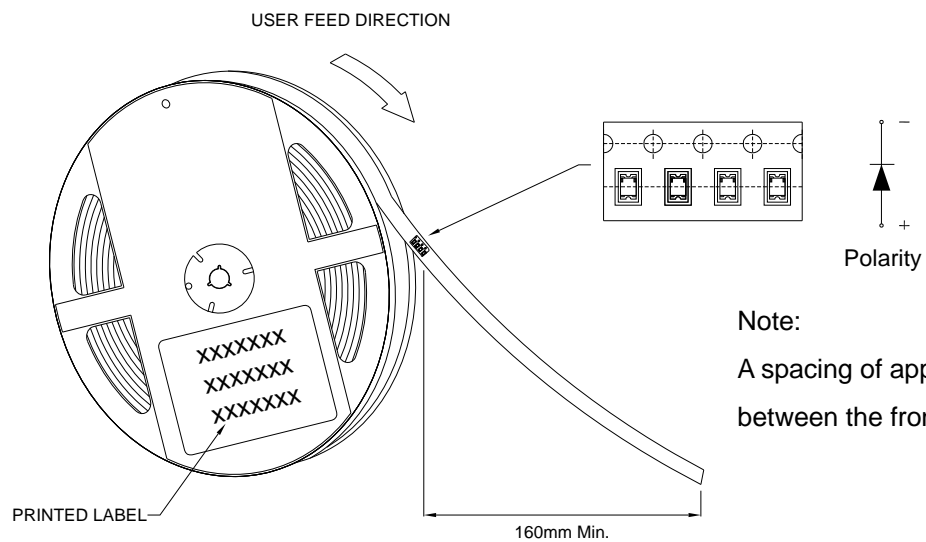


Reel Dimension:



Note:

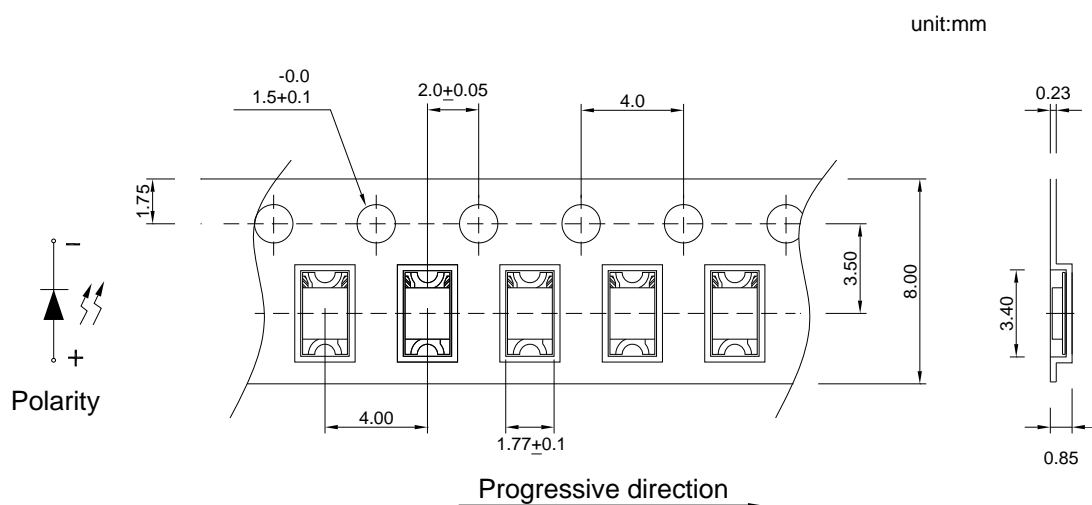
Available in 8mm carrier tape on 178mm diameter reels. (3,000 pieces)



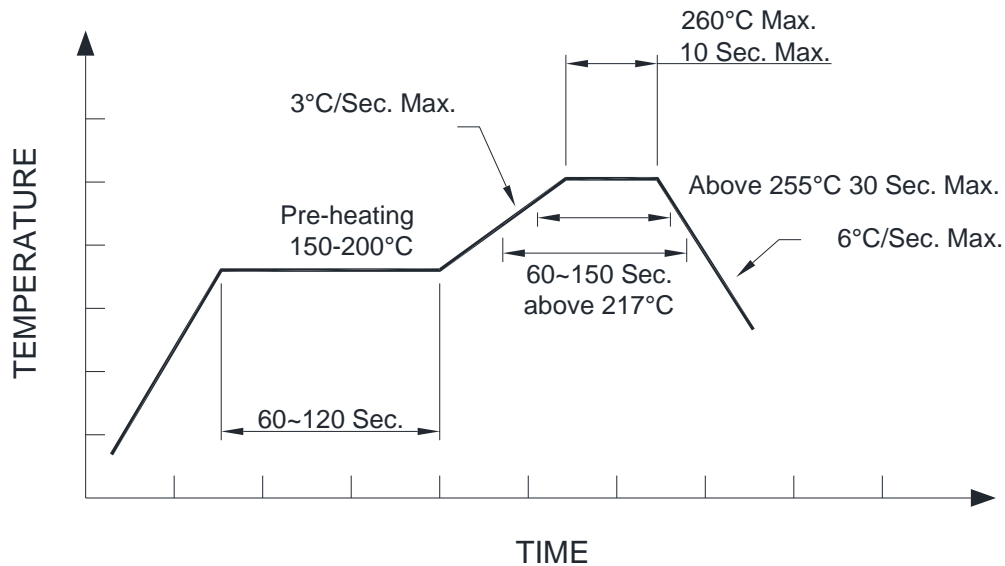
Note:

A spacing of approximately 160mm between the front edge of tape

Tape Dimension:



Recommended Pb-free re-flow soldering profile:



Note:

All the specifications listed in this data sheet are suitable for general electronic equipment, office equipment and communication devices. Kindly consult Sales Representatives for specific reliabilities request, Forward Voltage, Luminous Intensity, Wavelength, Radiant Power or Viewing Angle.